

Happy holidays

CLASS - K.G
2019-20





LITTLE FLOWERS GROUP OF SCHOOLS
HOLIDAY HOMEWORK (2019-20)
SUMMER HOLIDAYS HOMEWORK
CLASS :- K.G

Dear Parents ,

Summer Vacation !A long time to rejoice and recreate for all children. It is an appropriate period when the parents spend quality time with their children and try to discover their hidden potential , to realize their talents and raise their self esteem.

- Vacation give children a chance to relax. Besides relaxing , there should be a healthy mix of play and work. Punctuate their relaxed moments with constructive and creative work , this will surely enhance their confidence.
- Encourage your child to take healthy food.
- Take your child for outing and fun. Try to spend maximum time with him/her & develop an everlasting bond.
- Make sure that your child completes his/her homework neatly.
- Help your child inculcate good habits.
- Recite a story to your child and ask him/ her to narrate it.
- Converse with your child in English.

So spend these holidays creating an environment filled with fun , frolic , learning & education.

- Help your child make an attractive handmade folder with Pastel sheet Decorate it and compile all the homework in it.
- Draw your favourite cartoon on A4 size sheet and colour it.
- Learn five lines on your family.
- Use this link for letter sounds recognition for English.
<https://www.youtube.com/watch?v=DSCD+1A22Sq>
- Download Jolly Phonics app. from the play store.



HOMEWORK

English :- Download the worksheets from 1 to 11 and complete it. Help your ward to read following sentences :- for example-

- | | | | |
|----------------|----------------|----------------|------------------|
| 1) sun is hot. | 4) van is red. | 7) mug is big. | 9) I can run. |
| 2) I can hop. | 5) cat is wet. | 8) bun is hot. | 10) dog can run. |
| 3) rat is fat. | 6) pig is wet. | | |

Maths :- Do the given worksheets from 1 to 9.

Hindi :- अक्षर ज्ञान भाग-2:- 31 से 61 तक करो। Revise क से म .

E.V.S:- Learn few lines on your family. Complete Worksheet – 1 & 2.

Art & Craft :-

- During the summer holidays plan out & create a beautiful scrap book of
 - * “My summer Memories”
 - * Photographs
 - * Tickets of bus / train / Aeroplane.
- Make a stick puppet of your favourite fruit / Vegetable and learn 5 – 6 lines about them.



We hope you will enjoy these activities and come back to school with a new zeal and enthusiasm.

NOTE:- The school will reopen on 01/07/2019.

Download worksheet from school app. or from school website. Do as directed and send them in separate folder.

LITTLE FLOWERS PUBLIC SR. SEC. SCHOOL (SHAHDARA):

School Website : www.lfpsdelhi.com

LITTLE FLOWERS INTERNATIONAL SCHOOL (KABIR NAGAR, 100FT. ROAD):

School Website : www.lfidelhi.com

LITTLE FLOWERS PUBLIC SCHOOL (YAMUNA VIHAR):


School Website : www.lfpsyv.in

ENGLISH



Worksheet:-1

Let's make some new words from Group I,II & III



S, a, t, i, p
, n, c, k, e h
, r, m, d, g,
o, u, l, f, b

Worksheet:-2

Picture Blending



p / n / e _____



t / c / a _____




e / n / h _____



d / s / a _____



n / t / e _____

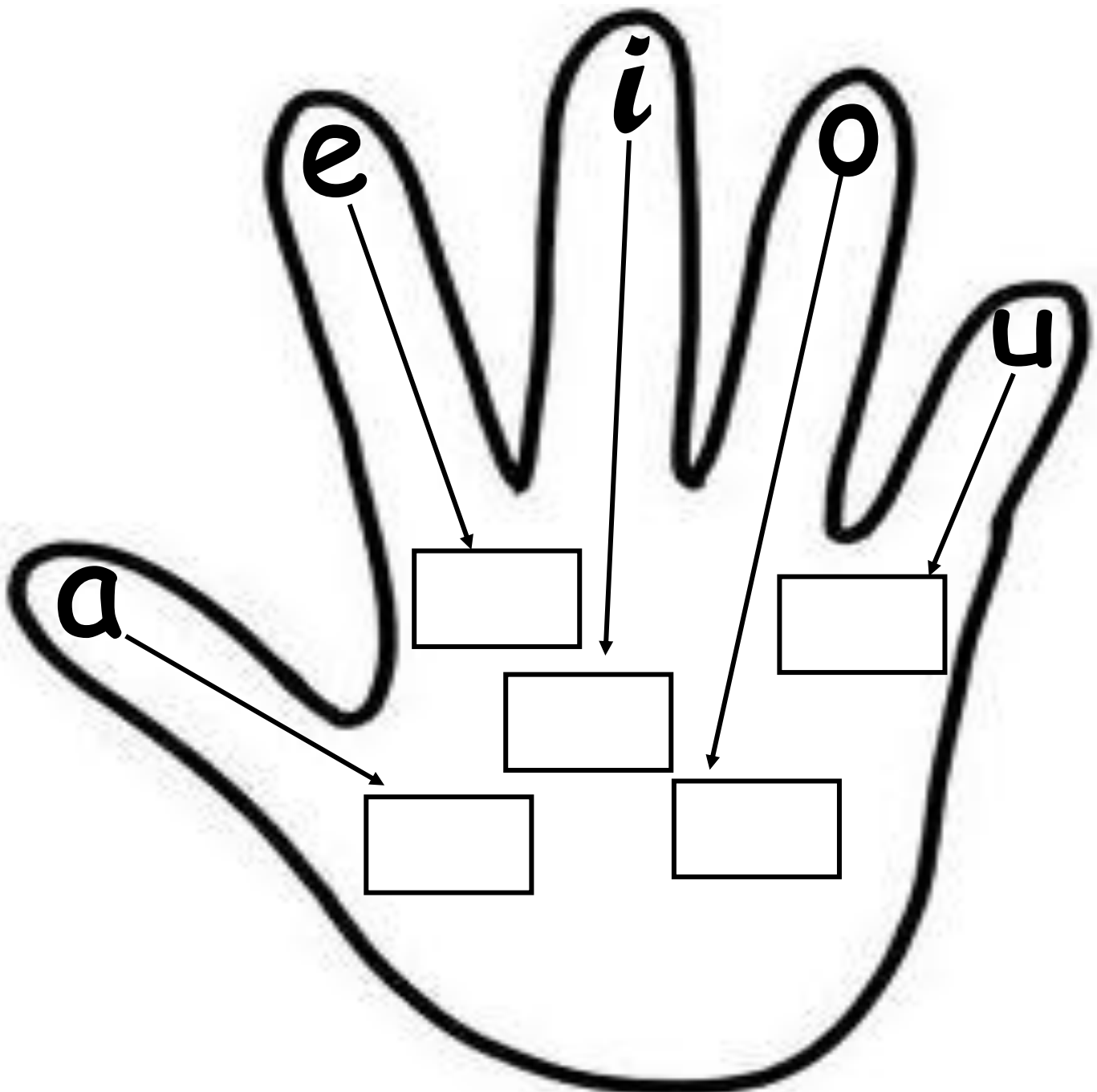


i / p / t _____

Worksheet:-3

Choose the correct word and write in short vowel hand:-

fig , rod , dad ,
gun , ten




Worksheet:-4

Look at the given pictures and circle the middle vowel for each:-




a e i o u



a e i o u



a e i o u



a e i o u



a e i o u



a e i o u



a e i o u












a e i o u



a e i o u

Worksheet:-5

Write the beginning sound of each word:-

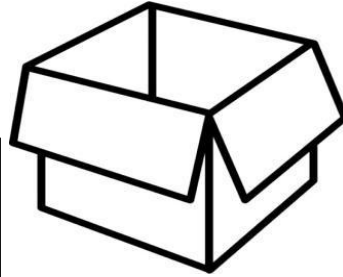
		
a t	e n	o g
		
i p	o t	a t
		
a p	e t	u g

Worksheet:-6

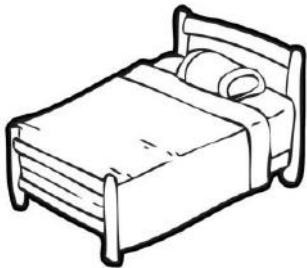
Fill the missing vowel sound :-



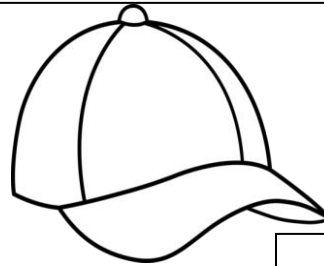
t p




b x



b d



c p




b s



s x



h t



s n



l p




p n

Worksheet:-7

Fill in the ending sound in the words:-




ma



pa



ju



lo




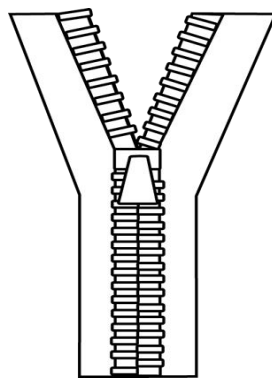
di



ta




peziti



Worksheet:-8

Draw a line from each word on the left to the rhyming word on the right:-


bag



yum




beg




fin



fog




keg



tin



dog



tag





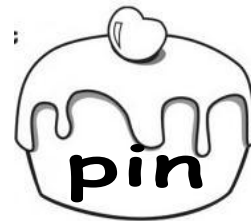
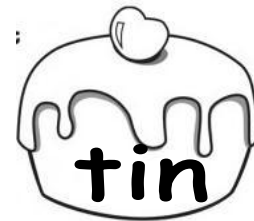










mum



Worksheet:-9

Colour the words that match the word family:-



Worksheet:-10

Matching :-

ten

map

bun


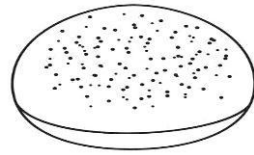
mop

tip


bat

lip

mug




10



Worksheet:-11

Colour the balloons that have vowels in them.



MATHS







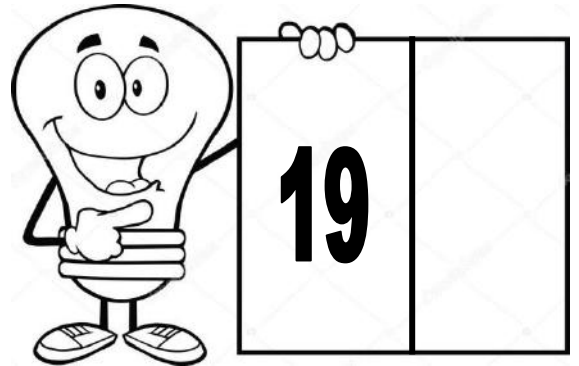

WORKSHEET :- 1

Fill the missing number & colour it.

The grid consists of 50 water droplets arranged in 7 rows. The first six rows have 8 droplets each, and the seventh row has 2 droplets. The droplets are arranged in a grid with the following numbers in the filled droplets:

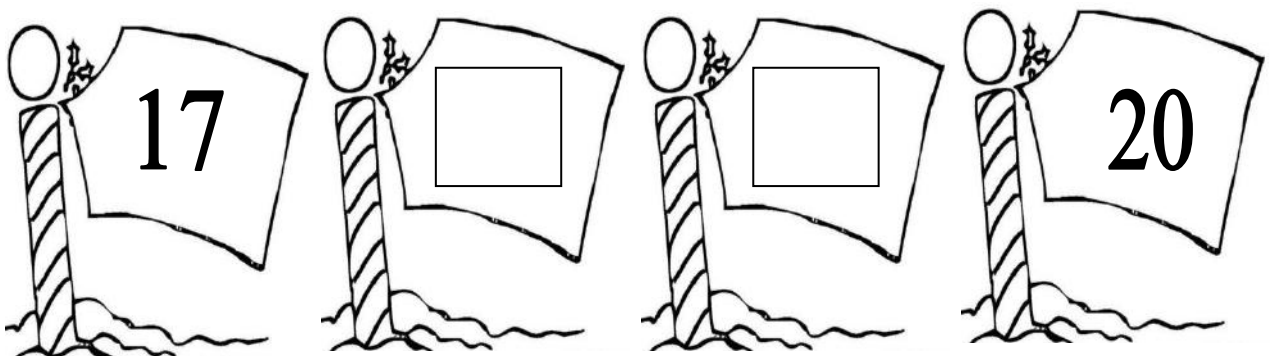
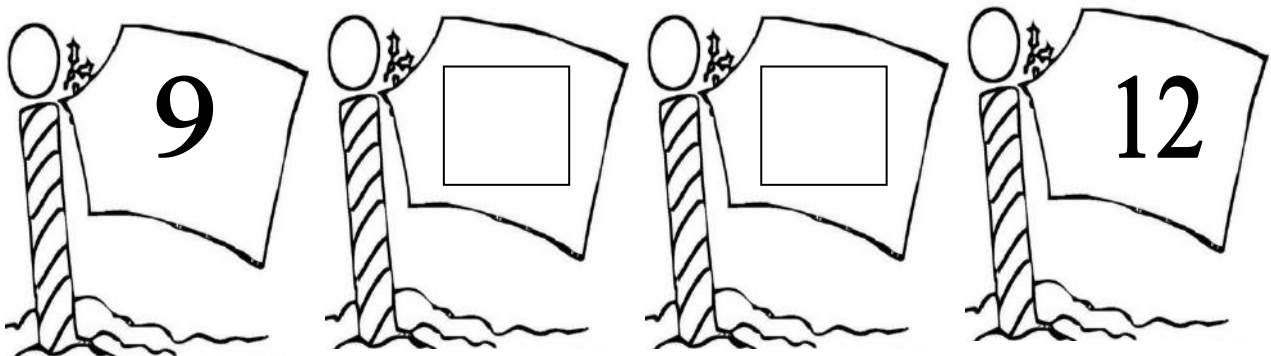

1		3		5			8
9		11		13			16
17		19		21			24
25		27		29			32
33		35		37			40
41		43		45			48
				49			50

WORKSHEET :- 2
What comes after



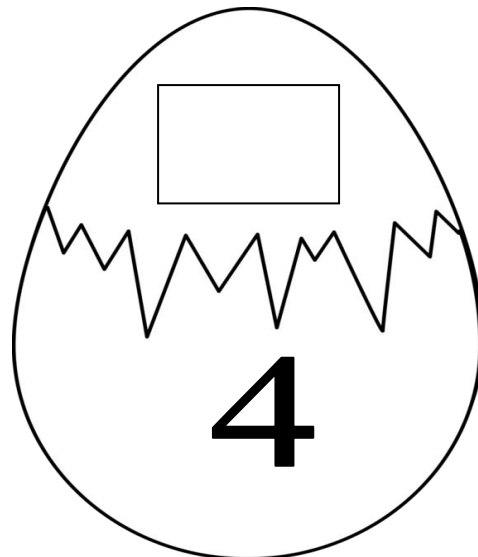


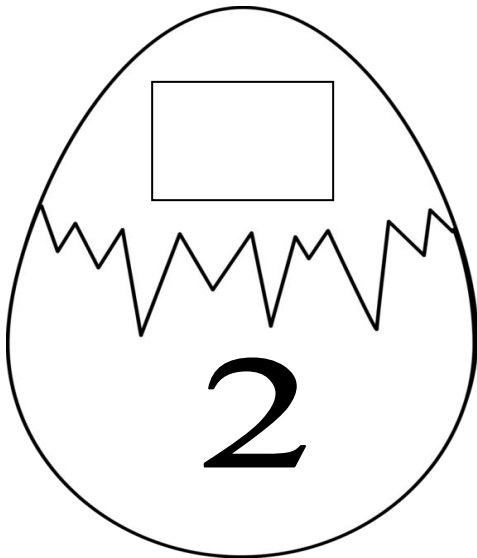
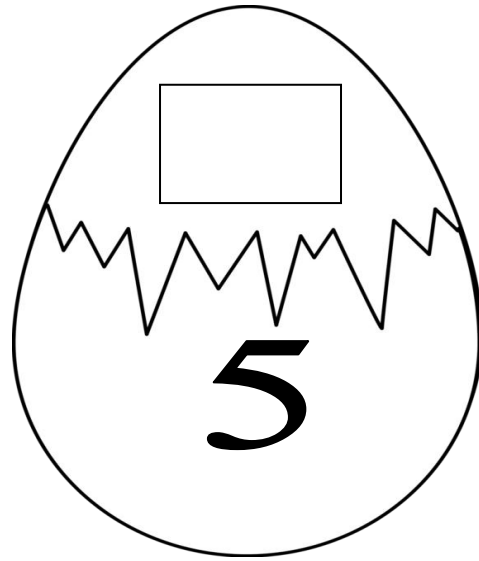

WORKSHEET :- 3

What comes between











WORKSHEET :- 4

What comes before




WORKSHEET :- 5


Do fill ups :-





WORKSHEET :- 6


Count the pictures and write the correct sign (>, <, =) in each circle:-

6 yellow angry birds  6 yellow angry birds

8 blue birds  6 blue birds

4 red angry birds  4 red angry birds



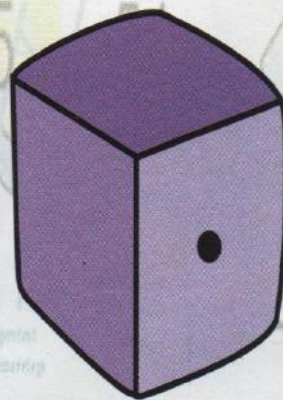



3 green birds  2 green birds

2 green pigs with crowns  2 green pigs with crowns

WORKSHEET :- 7




Activity Time

Count and write the numbers in the space given.



WORKSHEET :- 8


Count & Write



WORKSHEET :- 9

Activity Time

Join the dots and colour:-



E. V. S



WORKSHEET :- 1

My name is...

_____.

All About
Me!

My favorite food is...

_____.

my family

My favorite thing is...

_____.



I am

_____ years old.

WORKSHEET :-2

ACTIVITY TIME

Draw a line to match the objects which go together.

